PAIGALDUSJUHEND

Alumiinium esipaneeliga lükandsüsteem
Lükandukse paigaldus,
puituksed kuni 65kg

i

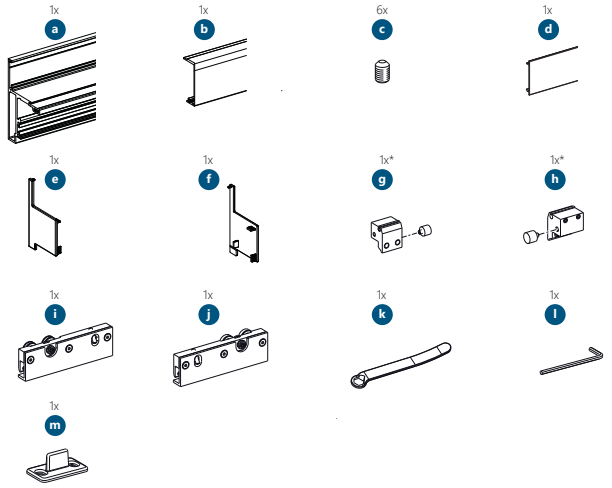

*Kummistopper tuleks kulumise või muu sarnase probleemi korral välja vahetada.

i

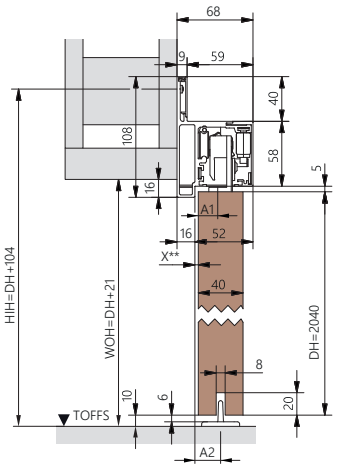

DT = 40		
X mm	A1 mm	A2 mm
3	17,5	23
4	16,5	24
5	15,5	25
6	14,5	26
7	13,5	27
8	12,5	28
12	8,5	32

WOH	Seinava kõrgus
WOW	Seinaava laius
TOFFS	Lõppviimistlusega põrandapind
HIH	Kinnitusava kõrgus
RL	Lükandsiini pikkus
DW	Ukselehe laius
DH	Ukselehe kõrgus
DT	Ukselehe paksus

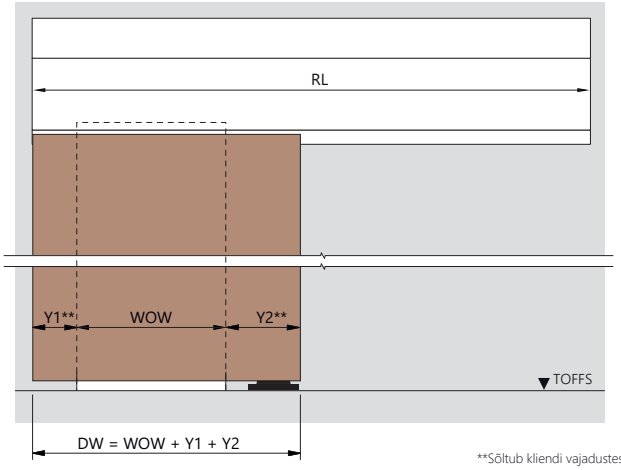

**Sõltub kliendi vajadustest

1

TÄHTIS!
Lukustatava süsteemi paigaldusel muutub lükandsiini asukoht. Täpsema info selle kohta leiate lukustatava süsteemi paigaldusjuhendist.

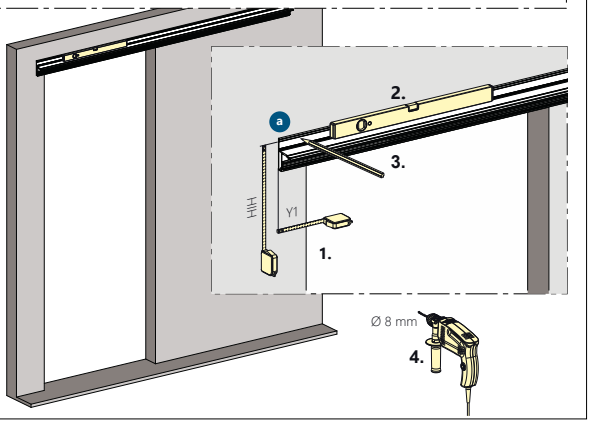

2

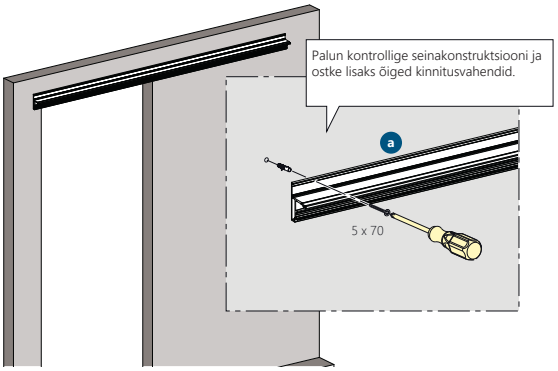

3

TÄHTIS!
Soft close lahenduse puhul tuleks selles etapis paigaldada ka soft close päästik.
Täpsema info selle kohta leiate soft close paigaldusjuhendis.

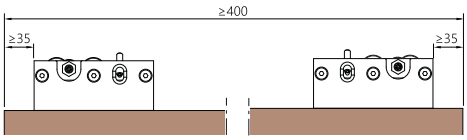

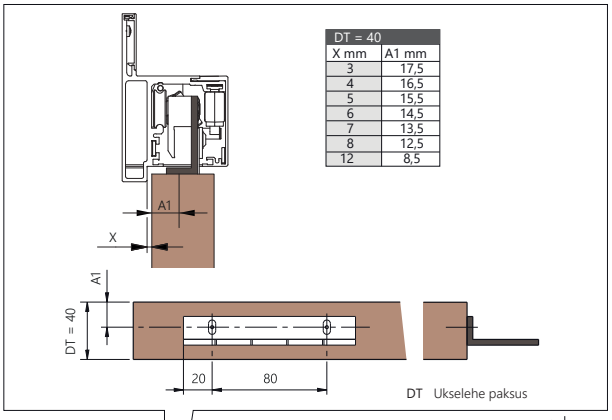

DT = 40	
X mm	A1 mm
3	17,5
4	16,5
5	15,5
6	14,5
7	13,5
8	12,5
12	8,5

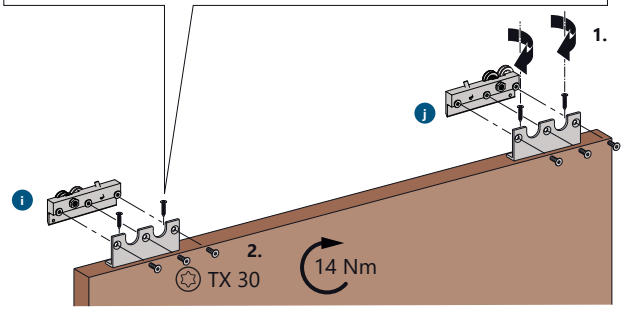

4

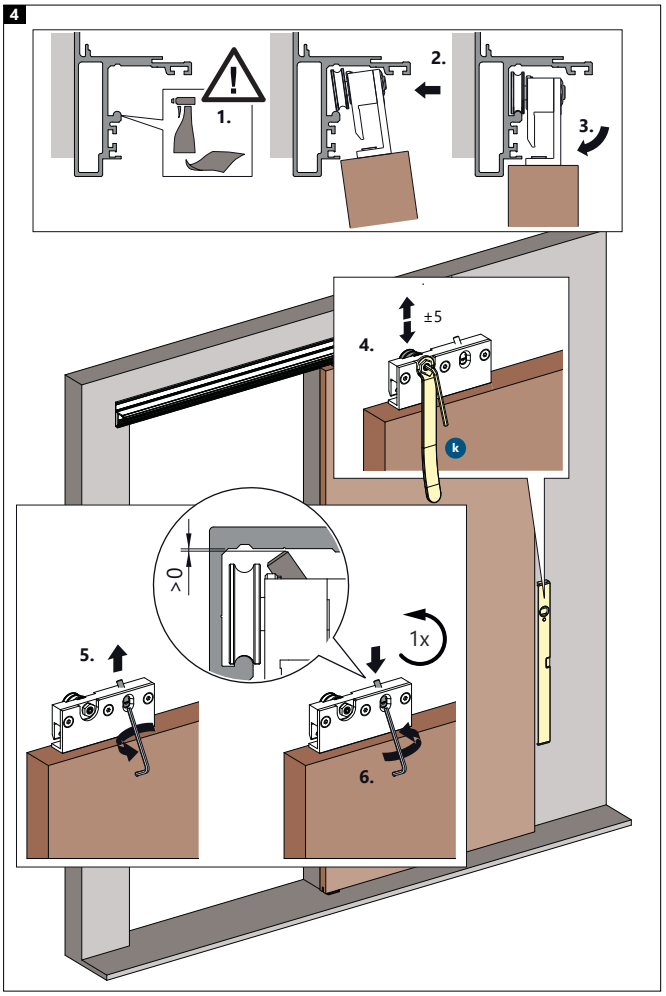

5

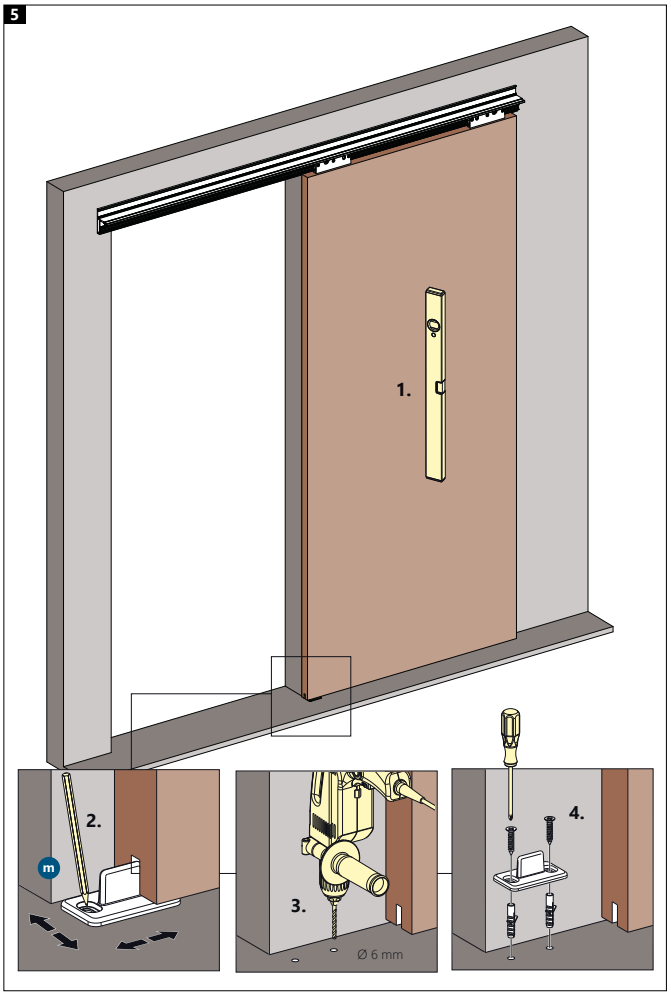

D1023_02

6

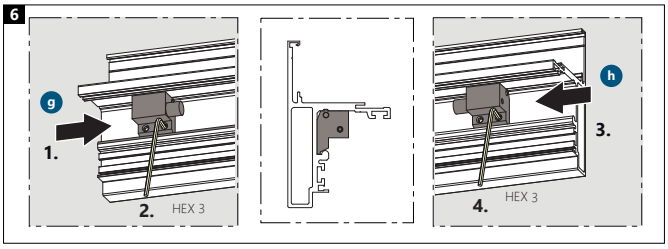

7
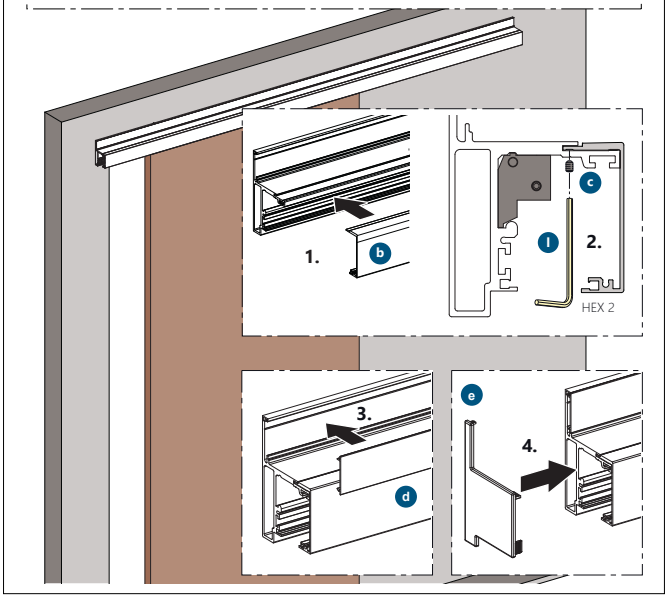
TÄHTIS!
Enne esipaneeli paigaldust kontrolli, et kõik kruvid ja poldid oleks korralikult kinni.