

ANNEX 1. PRODUCT NAMING STATEMENT.

ADVANCE-LINE Character external doors / CED VD2013006ED



Beat
2090 W402
Glazing 4,3%



Canvas
2090
Glazing 0%




Cifro
2212 W212
Glazing 0,6%



Cosmos
2090 W406
Glazing 1,7%



Digits
2202 W202
Glazing 0,6%



Domino
2090 W412
Glazing 2,9%



Dots
2216 W216
Glazing 6,1%



Drop
2090 W401
Glazing 3,7%




Leon
2215 W215
Glazing 6,0%



Lilly
2208 W208
Glazing 0,9%



Luna
CED2090 W403
Glazing 1,8%



Numerus
2202
Glazing 0%



Ocean
2205 W205
Glazing 1,1%



Orbit
2209 W209
Glazing 0,7%



Orchid
2211 W211
Glazing 0,6%



Pictor
2203
Glazing 0%



Pixel
2090 W414
Glazing 2,3%



Prisma
2090 W411
Glazing 1,8%



Pulse
2203 W203
Glazing 3,3%



Square
2090 W413
Glazing 17,2%



Step
2090 W404
Glazing 0,9%



Tajo
2090 W405
Glazing 1,8%



Tone
2207 W207
Glazing 0,4%

Note, Orion,
Ponto, Tulip
Glazing 0%

ADVANCE-LINE Classic external doors / ED VD2013007ED



Albinoni
1891 W85
Glazing 3,9%



Beethoven
1923
Glazing 0%



Bizet
1894 W71
Glazing 17,0%



Brahms
1894 W12
Glazing 30,9%



Chopin
1912 W60
Glazing 5,5%



Clementi
1881 W82
Glazing 2,7%



Corelli
1881 W48
Glazing 27,3%



Debussy
1881 W91
Glazing 18,5%



Delius
1881 W45
Glazing 18,5%



Grieg
1891
Glazing 0%



Händel
1923 W82
Glazing 2,7%



Ives
1850 W72
Glazing 16,6%



Monteverdi
1881 W35
Glazing 27,3%



Mozart
1916 W60
Glazing 5,5%



Puccini
1850
Glazing 0%



Ravel
1881
Glazing 0%



Rossini
1881 W94
Glazing 15,4%



Satie
1852 W74
Glazing 16,6%



Scarlatti
1881 W98
Glazing 3,8%



Schubert
1923 W38
Glazing 5,6%



Schumann
1940 W85
Glazing 3,9%



Smetana
1850 W35
Glazing 27,3%



Sousa
1852
Glazing 0%



Wagner
1885 W45
Glazing 18,5%

ADVANCE-LINE Function external doors / ED VD2013007ED



Aden
2072 W62
Glazing 0,7%



Amazon
2090 W69
Glazing 12%



Aral
1894 W16
Glazing 44,3%



Baltic
1894 W05
Glazing 0,7%



Barents
1894
Glazing 0%



Bengal
2071 W90
Glazing 2,0%



Bering
2090
Glazing 0%



Caribbean
2090 W78
Glazing 5,9%



Caspian
1894 W18
Glazing 51,1%



Como
1894 W14
Glazing 37,6%



Congo
2090 W33
Glazing 53,2%



Coral
1894 W68
Glazing 4,2%



Donau
2090 W64
Glazing 0,8%



Elbe
2090 W55
Glazing 22,6%



Erie
2090 W10
Glazing 0,6%



Ganges
1893
Glazing 0%



Hudson
2090 W68
Glazing 4,2%



Indus
2090 W67
Glazing 4,1%



Michigan
2090 W89
Glazing 2,6%



Niger
1893 W77
Glazing 2,0%



Nile
2090 W23
Glazing 6,6%



Pacific
2090 W05
Glazing 0,7%



Suez
2070 W89
Glazing 2,6%



Tahoe
2090 W77
Glazing 2,0%



Volga
2090 W22
Glazing 6,6%



Vänern
1894 W13
Glazing 34,2%

ADVANCE-LINE Arctic external doors / DED VD2013005ED



Arctic Albinoni
1891 W85
Glazing 3,9%



Arctic Baffin
2071
Glazing 0%



Arctic Barents
1894
Glazing 0%



Arctic Bengal
2071 W90
Glazing 2,0%



Arctic Bering
2090
Glazing 0%



Arctic Bizet
1894 W71
Glazing 17,0%



Arctic Bolero
1882
Glazing 0%



Arctic Erie
2090 W10
Glazing 0,6%



Arctic Ganges
1893
Glazing 0%



Arctic Grieg
1891
Glazing 0%



Arctic Maurice
1882 W91
Glazing 18,5%



Arctic Michigan
2090 W89
Glazing 2,6%



Arctic Niger
1893 W77
Glazing 2,0%



Arctic Nile
2090 W23
Glazing 6,6%



Arctic Sonata
1851 W72
Glazing 16,6%



Arctic Tosca
1851
Glazing 0%


ADVANCE-LINE sidelights and toplights / VD2013041OS



Sidelight SL0



Sidelight SL1



Sidelight SL2

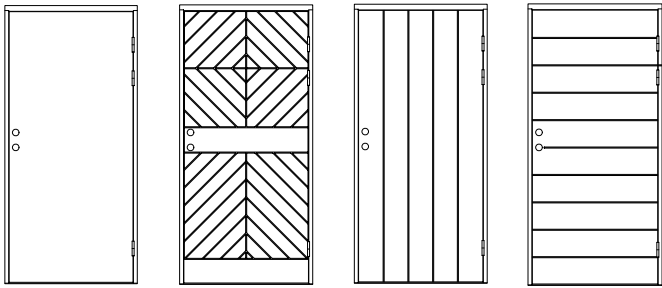


Sidelight SL3



Toplight

ADVANCE-LINE External apartment doors 35dB external doors / LD VD2013004ED



LD 900 LD 925 LD 958 LD 973

ADVANCE-LINE Silence external doors / LED VD2013003ED




Bering Silence LED 2090 Glazing 0% Grieg Silence LED 1891 Glazing 0% Ganges Silence LED 1893 Glazing 0% Barents Silence LED 1894 Glazing 0%

clever-line Basic external doors / JL2013001ED, VD2013037ED

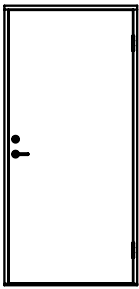


P-100 Glazing 0% P-200 Glazing <20% P-400 Glazing >20% P-500 Glazing <20% P-600 Glazing <20% P-700 Glazing <20% P-710 Glazing <20% P-1000 Glazing <20%

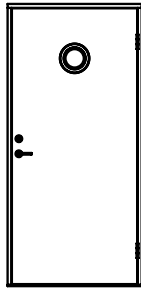


P-1100 Glazing <20% P-1200 Glazing 0% P-1300 Glazing 0% P-1400 Glazing <20%

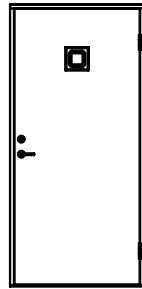
ADVANCE-LINE Project doors / DoP VD2013042ED



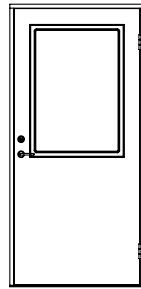
M2090 tät



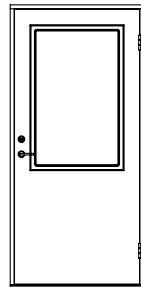
M2090 W05
Glazing 0,7%




M2090 W10
Glazing 0,6%



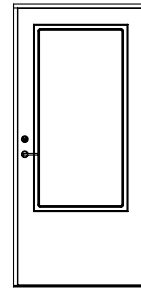
M2090 W12
Glazing 30,9%



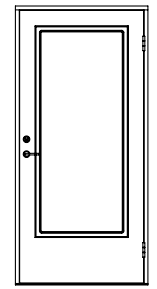
M2090 W13
Glazing 34,2%



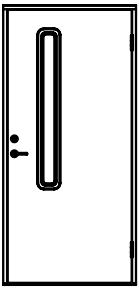
M2090 W14
Glazing 37,6%



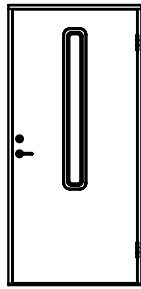
M2090 W16
Glazing 44,3%



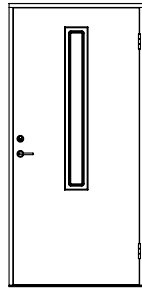
M2090 W18
Glazing 51,1%



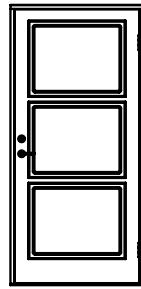
M2090 W22
Glazing 6,6%



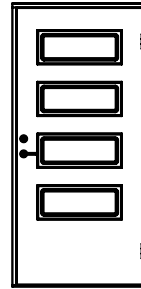
M2090 W23
Glazing 6,6%



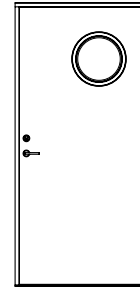
M2090 W24
Glazing <20%



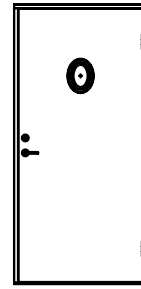
M2090 W33
Glazing 53,2%



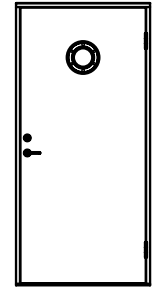
M2090 W55
Glazing 22,6%



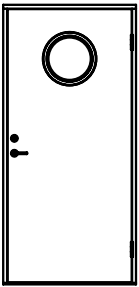
M2090 W59
Glazing 5%



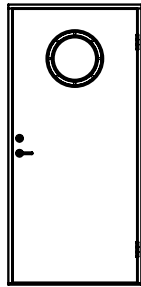
M2090 W62
Glazing 0,7%



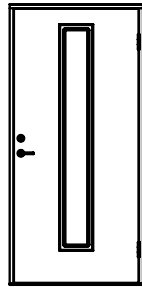
M2090 W64
Glazing 0,8%




M2090 W67
Glazing 4,1%



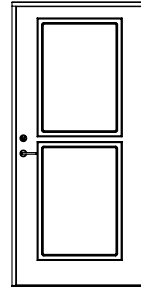
M2090 W68
Glazing 4,2%



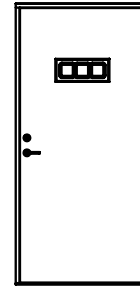
M2090 W69
Glazing 12%



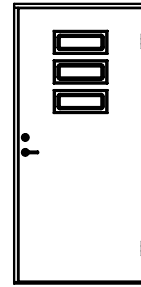
M2090 W71
Glazing 17%



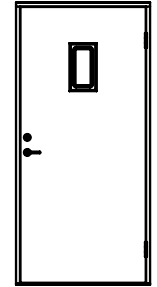
M2090 W75
Glazing <50%



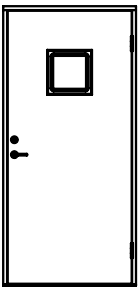
M2090 W77
Glazing 2,0%




M2090 W78
Glazing 5,9%



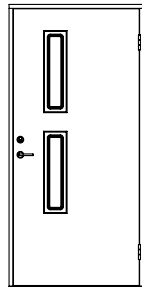
M2090 W83
Glazing 3,5%



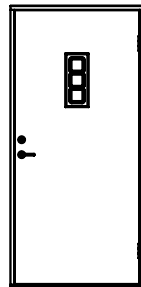
M2090 W84
Glazing 3,9%



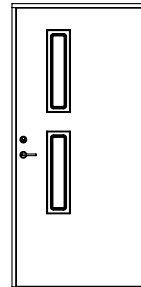
M2090 W85
Glazing 3,9%



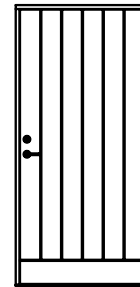
M2090 W89
Glazing 2,6%



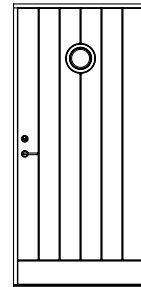
M2090 W90
Glazing 2,0%



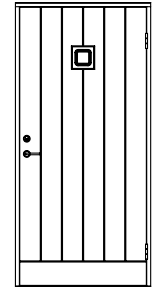
M2090 W95
Glazing <20%



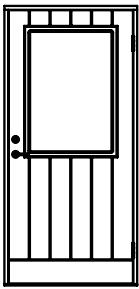
M1894 tät



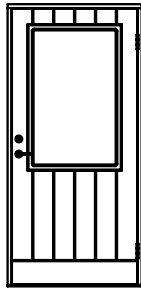
M1894 W05
Glazing 0,7%



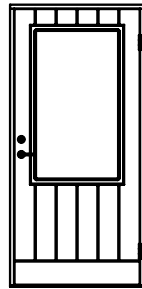
M1894 W10
Glazing 0,6%



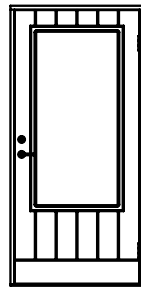
M1894 W12
Glazing 30,9%



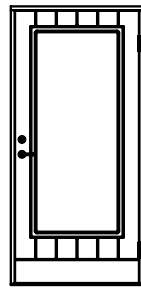
M1894 W13
Glazing 34,2%



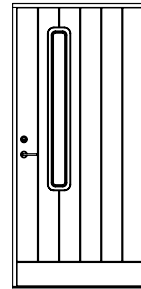
M1894 W14
Glazing 37,6%



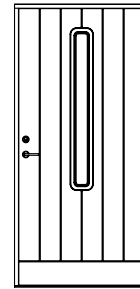
M1894 W16
Glazing 44,3%



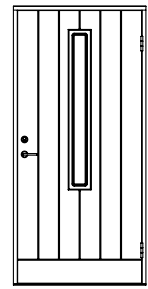
M1894 W18
Glazing 51,1%



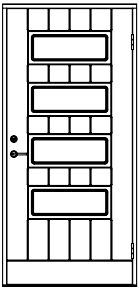
M1894 W22
Glazing 6,6%



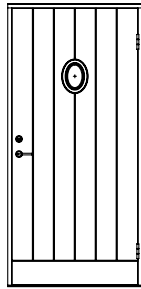
M1894 W23
Glazing 6,6%



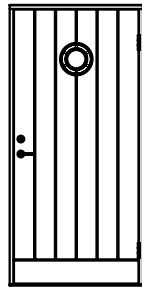
M1894 W24
Glazing <20%



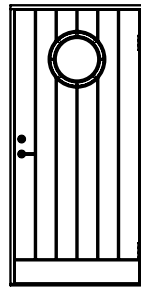
M1894 W55
Glazing 22,6%



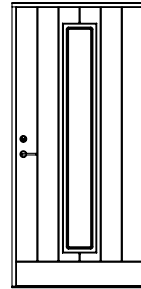
M1894 W62
Glazing 0,7%



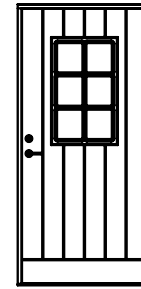
M1894 W64
Glazing 0,8%



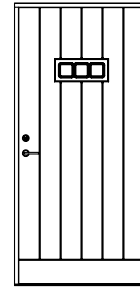
M1894 W68
Glazing 4,2%



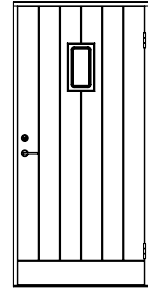
M1894 W69
Glazing 12%



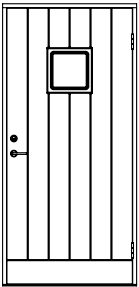
M1894 W71
Glazing <50%



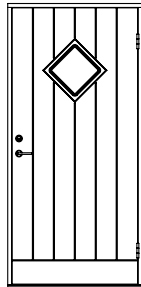
M1894 W77
Glazing 2,0%



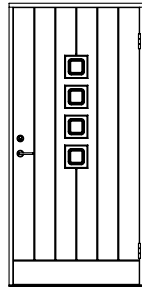
M1894 W83
Glazing 3,5%



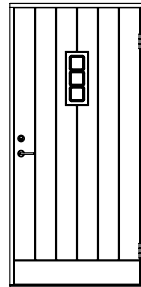
M1894 W84
Glazing 3,9%




M1894 W85
Glazing 3,9%



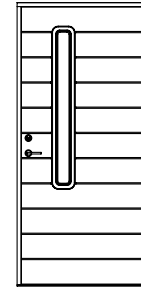
M1894 W89
Glazing 2,6%




M1894 W90
Glazing 2,0%



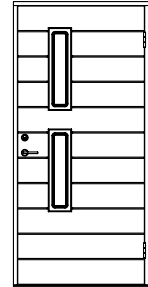
M1893 tät



M1893 W22
Glazing 6,6%



M1893 W77
Glazing 2,0%



M1893 W95
Glazing <20%

ADVANCE-LINE Function exterior doors / 022013010ED, 022013011ED & JL2013014ED



Function
F1848 W71
Glazing 17 %



Function
F1893
Glazing 0 %



Function
F1893 W22
Glazing 7,7 %



Function
F1893 W68
Glazing 4,2 %



Function
F1893 W95
Glazing 7,7 %



Function
F1894
Glazing 0 %



Function
F1894 W22
Glazing 7,7 %



Function
F1894 W68
Glazing 4,2 %



Function
F1896 W28
Glazing 8 %



Function
F1896 W84
Glazing 6 %



Function
F2050 W28
Glazing 8 %



Function
F2050 W68
Glazing 4,2 %



Function
F2053 W83
Glazing 5 %



Function
F2054 W53
Glazing 21 %



Function
F2090
Glazing 0 %



Function
F2090 W22
Glazing 7,7 %



Function
F2090 W51
Glazing 25 %



Function
F2090 W53
Glazing 21 %



Function
F2090 W68
Glazing 4,2 %



Function
F2090 W82
Glazing 6 %



Function
F2090 W86
Glazing 5 %

ADVANCE-LINE Classic exterior doors / 022013010ED, 022013011ED & JL2013014ED



Classic
C1850
Glazing 0 %



Classic
C1850 W72
Glazing 16 %



Classic
C1881
Glazing 0 %



Classic
C1881 W48
Glazing 27 %



Classic
C1881 W91
Glazing 18,5 %



Classic
C1901 W47
Glazing 27 %

ADVANCE-LINE Balcony exterior doors / 022013012ED



Balcony
PO1894 W12
Glazing 31 %



Balcony
PO1894 W14
Glazing 37 %



Balcony
PO1894 W16
Glazing 44 %



Balcony
PO1894 W18
Glazing 51 %



Balcony
PO1894 W20
Glazing 60 %

clever-line Basic exterior doors / JL2013001ED



Basic B0010 Glazing 0 %
 Basic B0015 Glazing < 20 %
 Basic B0020 Glazing < 20 %
 Basic B0050 Glazing < 20 %
 Basic B0060 Glazing < 20 %

clever-line Basic balcony exterior doors / JL2013002ED



Basic Balcony B0030 W12 Glazing 31 %
 Basic Balcony B0030 W14 Glazing 37 %
 Basic Balcony B0030 W16 Glazing 44 %

clever-line Basic exterior doors / JL2013001ED



Basic B034 Glazing < 20 %
 Basic B028 Glazing < 20 %
 Basic B027 Glazing 0 %
 Basic P1200 Glazing 0 %